



THAKEHAM

BERRY CROFT

Newick, Sussex

GOLDBRIDGE ROAD

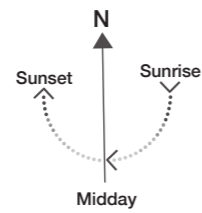
Sustainability.
Individuality. Comfort.

Each of the 2, 3 and 4 bedroom, detached and semi-detached houses at Berry Croft reflect our commitment to uncompromising build and finish quality.

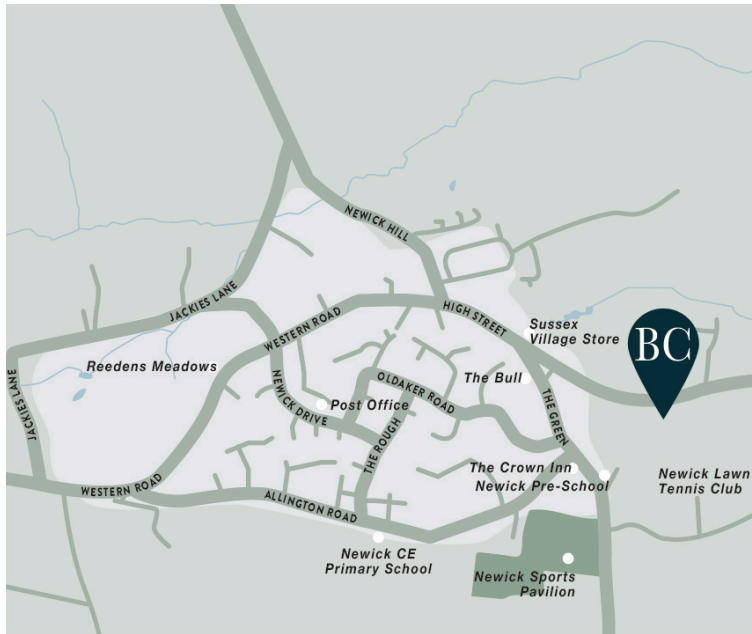
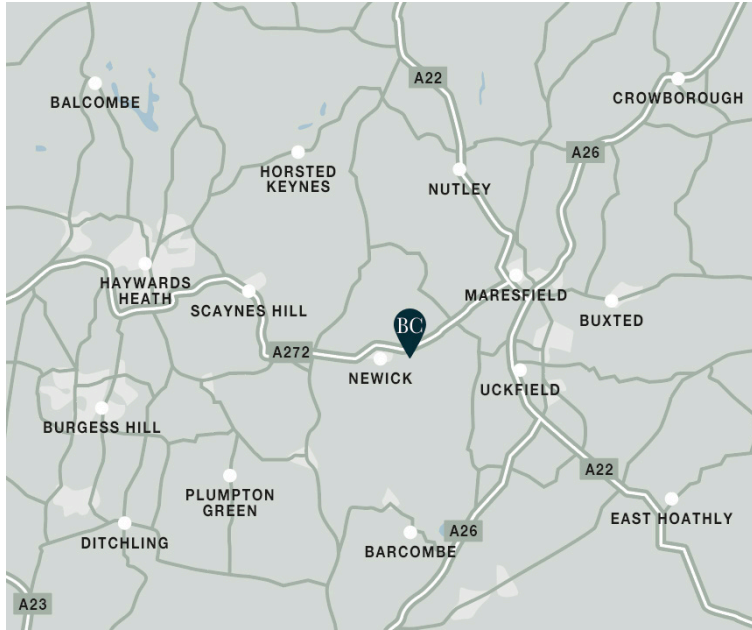
Offering various exterior elevations, these homes offer spacious, adaptable layouts designed for practical living, relaxing and entertaining.

Every home features electric vehicle charging, low-energy lighting and superior insulation. In fact, the carbon footprint of homes at Berry Croft exceeds Building Regulations requirements by 31% on site wide emission – a further reflection of our commitment to sustainability.

- | | | | |
|--|-----------------------------------|---|----------------------------------|
|  | The Merrow
2 Bedroom |  | The Chelwood
4 Bedroom |
|  | The Sidlesham
2 Bedroom |  | The Tadworth
4 Bedroom |
|  | The Ripley
3 Bedrooms |  | The Cootham
4 Bedroom |
|  | The Petworth
3 Bedrooms |  | First Homes |
|  | The Linchmere
3 Bedroom |  | Affordable Housing |



*Alternative layouts available. Please speak to a Sales Consultant for more details.
KEY: S/S Sub Station, C/S Cycle Store, B/S Bin Store, V Visitor Parking, RCP Refuse Collection Point.



Marketing Suite open daily 10am - 5pm
 Holly Lane, Newick, East Sussex BN8 4QP
berry-croft.com | 01825 700660

Maps are not to scale and show approximate locations only. The information in this document is indicative and is intended to act as a guide only as to the finished product. Whilst every effort has been made to ensure that the information contained in this brochure is correct, it is designed specifically as a guide and Thakeham reserves the right to amend the specification as necessary and without notice. This does not form any part of a contract of sale.